



Specialists in safer working environments.



GENERAL CATALOGUE

At **Potelet®**, we design and offer a wide range of queue management systems and space separating elements: posts with retracting belt, posts with rope, wall elements and all kinds of accessories for the adequate signage. We manufacture our products in Europe and we guarantee their quality and the effectiveness in service.

In the R&D department, our specialized team works in the development of new products as well as in the continued improvement of our current products. We apply the most innovative techniques. This allows us to reduce manufacturing costs and maintain a stable price structure while ensuring the highest quality.

Our strong suit is customization. We understand that every client has different needs depending on the space they want to delimit.



Our commitments

- Quality, innovation and ergonomics
- Dynamic market uptake
- Team of specialists to advise you
- Guarantee of after-sales service
- Minimum order not required
- Permanent stock
- Fast delivery

Collaboration

We work for the development of your projects, advising you on the most appropriate solution for each application, considering the problems that can occur during the process and generating solutions.

Guarantee

We are very proud of the way in which our products are conceived and manufactured; we are sure they will bring you great peace of mind for many years. However, if you are not satisfied with your purchase, please let us know, we will find a solution to make sure our products match your needs.

Effective Service

We work with you for the manufacturing of your projects, advising you on the best solution for every situation. We understand that the management of spaces requires a detailed study of the distribution. Our experience is at your disposal in order to study the best solution together.

INDEX

GENERAL COLLECTION

2. THE COMPANY

Who are we?

4. CHOOSING POTELET

Why us?

6. CUSTOMIZATION

Adapting to every need

10. OUR BASES

Bases and their characteristics

16. ECO

Retractable belt. Economic model

18. LIMIT

Retractable belt. Benchmark model

20. LIMIT XL

Retractable belt. 7 meter model

22. MAX

Retractable belt. Stackable model

24. FIX

Retractable belt. Fixed model

26. MAGNETIC

Retractable belt. Magnetic model

WALL COLLECTION

30. MUR BASIC H

Wall element. Horizontal support

32. MUR BASIC V

Wall element. Vertical support

34. MUR STANDARD 5m

Wall element. 5 meter model

36. MUR STANDARD 7m

Wall element. 7 meter model

38. MUR FIX

Wall element. Secured to wall

40. MUR DUAL

Wall element. With double belt

CLASSIC COLLECTION

46. POST

Post with rope. Classic

48. DESIGN

Post with rope. Elegant

50. BANNER

Space delimiter

ACCESSORIES COLLECTION

54. SIGN FRAME BASIC

Accessory. A4 format

55. SIGN FRAME ECO

Accessory. A3 and A4 format

56. CART

For a better transportation of our stanchions

57. ACCESSORIES

Wall mount and wheels

INDUSTRIAL COLLECTION

62. BASIC

Retractable belt. Industrial model

64. WALL

Wall element. Industrial model

68. CONE

Retractable belt for cone mounting

70. SIGN FRAME INDUSTRY

Accessory. A3 and A4 format

71. ACCESSORIES

Wall terminal, wheels and cone

LINE COLLECTION

76. LINE

Metallic post. Benchmark model.

78. LINE FIX

Metallic post. Fixed model

80. ACCESSORIES

Sign frame, wall mount and elastic rope

WHY CHOOSE POTELET®?

DISCOVER WHAT MAKES THE DIFFERENCE

Fast replacement of cassettes

The cassette system surrounding the belt is designed in a way that makes their replacement easy and fast. If you wish to replace the belt, it won't be necessary to replace the entire stanchion. We offer the option of replacing the cassettes.


Base with floor protector

The ultra thin base of our posts has a solid, strong and rubber protective pad to avoid scratching or imperfections to the floor.

Ultra thin base DDA Regulations

At POTELET®, we make sure that our products follow DDA regulations in order to make them efficient for physically challenged individuals.

With the ultra thin 1 cm high base we guarantee the flow of the queues and the blending of the stanchions with their surroundings.



Security lock

We offer the option of adding a security lock in the connection of the belt with the post. Using a red button with a spring we avoid an accidental unhooking of the belt, thus providing better security.

Slow retract braking mechanism

To roll up the belt our products include a slow retract braking mechanism of the latest technology to ensure maximum security.

WHY CHOOSE POTELET®?

QUALITY, EFFICIENCY AND ADAPTABILITY

Fully personnalisable


We are experts in quality customization of our products.

The posts are a great advertising space where people have to stand in line. This is why we understand the importance of an adequate customization as a major

part of corporation marketing.

The customization of the belt with logos, sentences and different colours is the most effective option, as well as the tops of the posts. We offer several colours and finishes for the

stanchions, and for the most creative ones, the design of adaptable vinyls to the surface of the posts to make more striking finishes.



Range of options

We offer a great variety of products for the management of queues, as well as a range of necessary accessories for the creation of effective systems in the desired space.

We offer stanchions with retracting belt, wall elements with extensible belt to close hallways, posts with rope for the most elegant spaces, banners to separate areas, industrial posts for the

most hostile environments and accessories to facilitate the use of all of them.

CUSTOMIZATION

THE MOST EFFECTIVE WAY OF PROMOTING YOUR BRAND

COLOURS AND FINISHES OF POSTS

At POTELET®, we offer a wide range of colours and finishes for our stanchions, making sure that they adapt to all types of uses or environments.

We offer our standard palette of chrome, satin stainless steel and gloss stainless steel posts. Our standard palette is composed of the most common colours and finishes, but we also make special finishes and any colour of the RAL palette under request.



YELLOW
RAL 1021



GREEN
RAL 6029



BLUE
RAL 5017



RED
RAL 3020



BLACK
RAL 9005



GREY
RAL 7035



WHITE
RAL 9003



SATIN STEEL



GLOSS
STEEL



GOLD
STEEL



ROPE COLOURS



THIN BRAIDED
BLUE



THIN BRAIDED
BURGUNDY



THIN BRAIDED
CREAM



THIN BRAIDED
BLACK



THIN BRAIDED RED



THICK BRAIDED BLACK



THICK BRAIDED WHITE



CUSTOMIZATION

THE MOST EFFECTIVE WAY OF PROMOTING YOUR BRAND

PRINTING OF THE BELT

The use of belts is a very efficient method of catching the attention of customers and transmitting your messages to them. An exceptional place to advertise to customers standing still.

The low price of the replacement cassettes will allow you to continuously update the belts with marketing messages or sponsors. You will be able to add texts, graphics, messages and promotions with your own design.

At POTELET®, we have a deep experience in the design and printing of belts and, therefore, we offer a design service to prepare custom artistic designs, ensuring that your design not only complements the space but also improves the queuing system.

CAP OF THE POST

We also offer the possibility of customizing the cap of the post.

Its position at the top is a very visible place for the user who is standing in line, which is why its customization is highly advisable. Print your company logo, a QR code, a sentence or an image.

TAPE COLOURS



BLACK



GREY



WHITE



BURGUNDY



RED



ORANGE



DARK BLUE



BLUE



GREEN



YELLOW



FLUOR



BLACK
YELLOW



WHITE
RED



CUSTOMIZATION

STEPS TO FOLLOW

1. CHOOSE A MODEL

Take a look at our catalogs and choose the separating post that best fits your needs. In the details of every model you will find the options that they offer:

End of post/belt

There are three types of ends and finishes of belt. By default, every stanchion has a hook and a belt with quick-lock.



Quick-lock

It's the simplest, the belt ends with the belt clip for the other stanchion or wall mount.



Security lock

Includes a security button to secure the belt clip to the other stanchion.



Anti-panic lock

Fixed part secured to the wall where the end of the belt from the stanchion is placed.



End without belt

It's the post without belt. It is used to buckle the belt of the other stanchion.

Colours and finishes of the post

Every model offers different colours of the RAL palette, as well as different finishes. We also make special finishes for particular orders, don't doubt to ask.



2. BELT CUSTOMIZATION

Depending on the model you choose, you will need to decide the colour for the belt, the rope or the chain.



Length of the belt

The models with belt offer different lengths depending on their capacity. This helps guarantee as much stability as possible. The width of the belt is always 5 cm.

Customization of the belt

- Send us the vectored logo in .ai, .cdr or .pdf format with the printing colours of the Pantone palette.



- The printing of the logo can be made on one side or two sides without any additional cost. In the logo printing in two sides they can't overlap, which means that the logos on one side should be on the blank spaces of the other side.

LOGO	LOGO	LOGO	cara A
LOGO	LOGO		cara B

CUSTOMIZATION

STEPS TO FOLLOW

- We will make the design of the belt and we will send it to you for confirmation.
- We will print the belt by a process of sublimation, considering that it is the method that has resulted in the highest quality and durability of the printing along the years.



3. CUSTOMIZE THE CAP

The top cap of the stanchion is made using white PVC. Considering that it is a very visible place for the pedestrian who is waiting in line, we offer the option of customizing it.



For the customization of the cap, we just need the logo or the image in high resolution (if we already have the logo for the customization of the belt, this won't be necessary). The diameter is 5 cm.



4. MORE OPTIONS

Vinyl

We also offer the option of customizing the post with removable vinyl.

Send us the vectored illustration of the logo or the illustration and we will place it on the base.



The vinyl of the posts deteriorates with time, which is why we recommend its use only for temporary events.

Printing of sign

The sign frame is a rigid support with printed information of interest for the pedestrian: a sign, a pictogram, a text, an image, etc. It is compatible with the sign frame, wall elements and posts.



If you wish, we can print anything you want on it. We also put at your disposal a list of pictograms, so you can choose the one that suits you best.

Banner panels

The banner is the model that allows you to divide spaces with an extended panel between two stanchions. Thanks to the micro-perforated panels, logos, illustrations or vectored images can be printed on them. Send us the logo, the illustrations or the vectored image and we will print them.



OUR BASES

BASES AND THEIR CHARACTERISTICS

ECO

BASE WITH RUBBER FLOOR PROTECTOR

Metallic base with quality finishes for a longer lifespan. Its rubber protector avoids any scratching to the floor.

Measurements: **35 cm ø / 1 cm** ↑ ↓



LIMIT

BASE WITH RUBBER FLOOR PROTECTOR

Metallic base with quality finishes for a longer lifespan. Its rubber protector avoids any scratching to the surface.

Measurements: **35 cm ø / 1 cm** ↑ ↓



FIX

METALLIC BASE FIXED TO THE FLOOR

Metallic base fixed to the floor with two screws. Great post stability.

Measurements: **25 cm ø / 1 cm** ↑ ↓



OUR BASES

BASES AND THEIR CHARACTERISTICS

MAX

STACKABLE BASE FOR A BETTER STORAGE

Plastic base only in black. Its design allows the storage of the posts by stacking them to optimize the space.

Measurements: **35 x 40 cm**



MAGNETIC

REMOVABLE POST AND BASE WITH MAGNET

Base with a magnetized plate which is screwed to the surface and to the post. Another option to guarantee the stability of the stanchion.

Measurements: **25 cm ø / 1 cm** ↑







**GENERAL
COLLECTION** | Posts with retracting belt,
posts with rope and
banners to divide areas

ECO | RETRACTABLE BELT BARRIER

- Design and strength
- Economical model
- Customizable retracting belt
- Base with rubber floor protector
- Compatible with POTELET® accessories



ECO

CHARACTERISTICS

height	95 cm
base	35 cm ø
	1 cm ↑
weight	8 kg
tube	7 cm ø

BELT LENGHT

2 meters
3 meters

ENDS


quick-lock
 security lock
 anti-panic lock

BELT COLOURS

blue
 red
 black

POST & BASE COLOURS

silver
 black



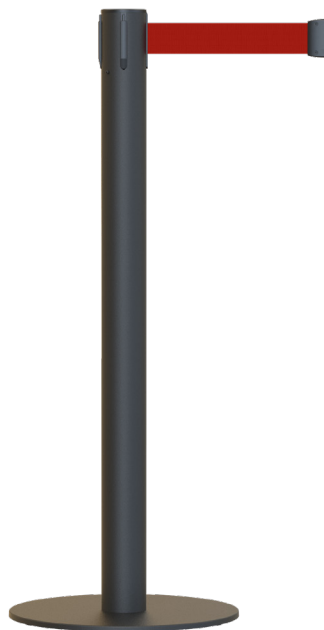
LIMIT | RETRACTABLE BELT BARRIER

- Strength and stability
- Benchmark model
- Ultra thin base
- Compatible with POTELET® accessories
- Custom printing available
- Maximum stability
- Base with rubber floor protector
- Metallic post and base




LIMIT MINI
CHARACTERISTICS

height	45 cm
base	35 cm ø
	1 cm ↑
weight	7 kg
tube	7 cm ø



LIMIT BASIC
CHARACTERISTICS

height	95 cm
base	35 cm ø
	1 cm ↑
weight	11 kg
tube	7 cm ø



LIMIT DUAL
CHARACTERISTICS

height	95 cm
base	35 cm ø
	1 cm ↑
weight	11 kg
tube	7 cm ø

BELT LENGHT

3 meters
3,7 meters

ENDS

- quick-lock
- security lock
- anti-panic lock
- end without belt

BELT COLOURS

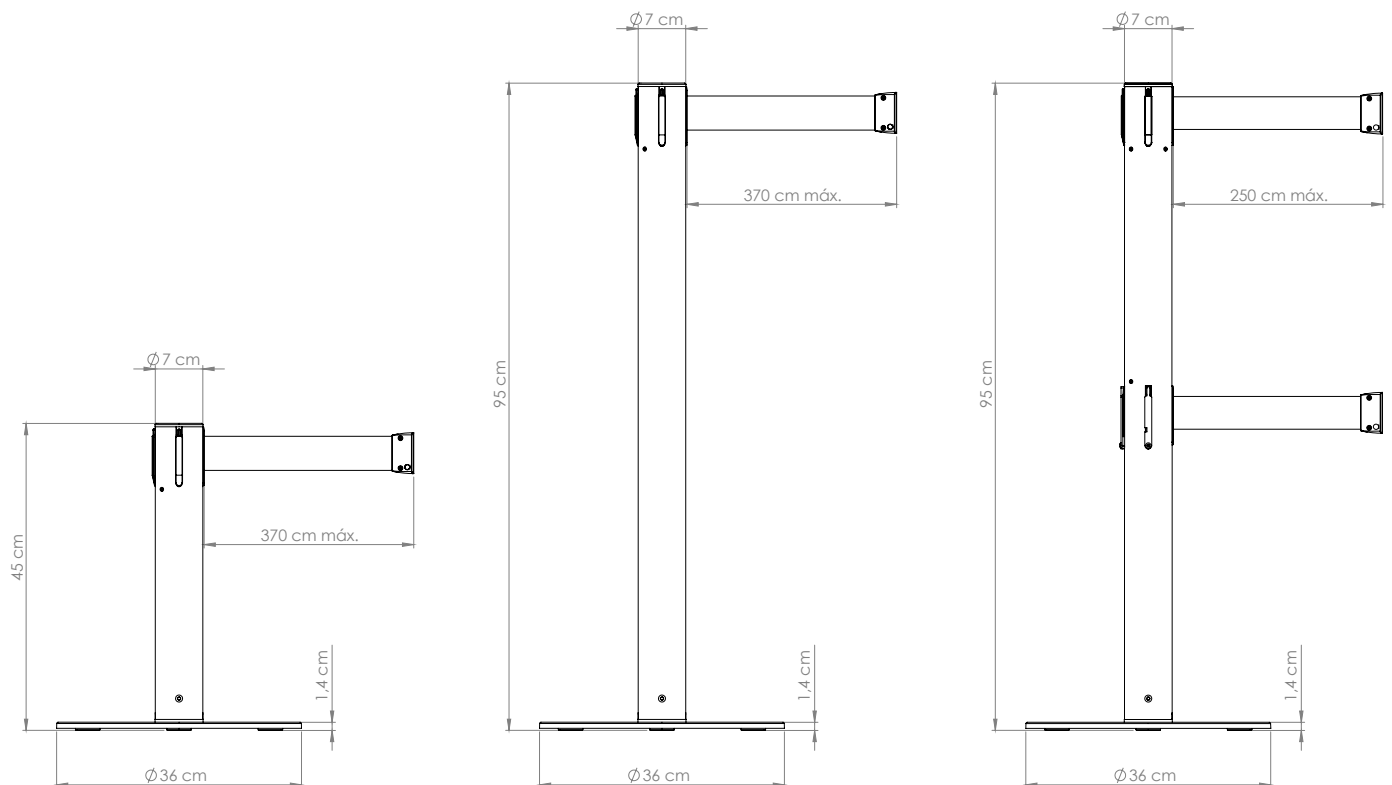
- yellow
- blue
- dark blue
- green
- burgundy
- red
- orange
- white
- gray
- black
- fluor
- custom

POST & BASE COLOURS

- yellow
- blue
- green
- red
- silver
- black
- steel
- gloss steel
- gold
- custom

LIMIT

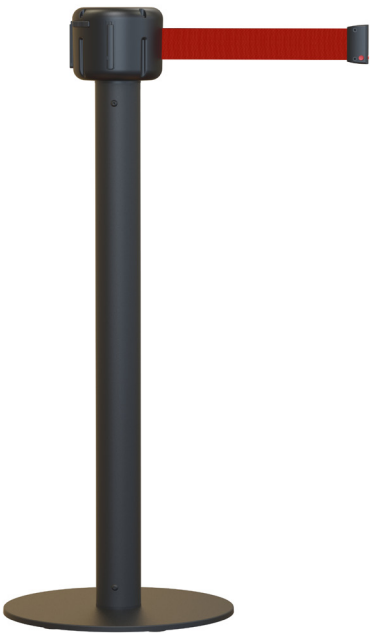
RETRACTABLE BELT BARRIER



LIMIT XL

RETRACTABLE BELT BARRIER

- Strength and stability
- 7 meters model
- Ultra thin base
- Custom printing available
- Maximum stability
- Base with rubber floor protector
- Metallic post and base



LIMIT BASIC XL

CHARACTERISTICS

height	95 cm
base	35 cm ø
	1 cm ↑
weight	11 kg
tube	7 cm ø

BELT LENGHT

7 meters

ENDS

- quick-lock
- security lock
- anti-panic lock
- end without belt

BELT COLOURS

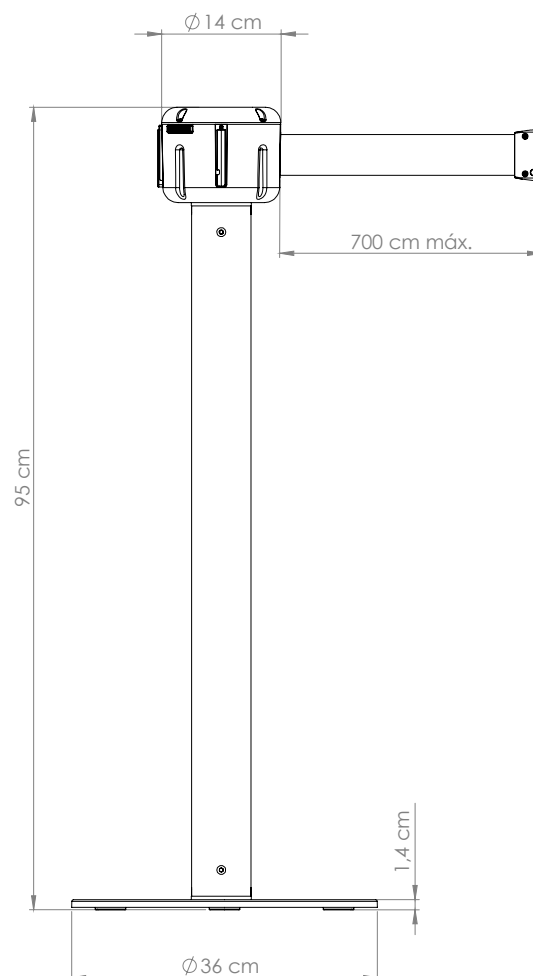
- yellow
- red
- white
- black
- fluor
- custom

POST & BASE COLOURS

- black

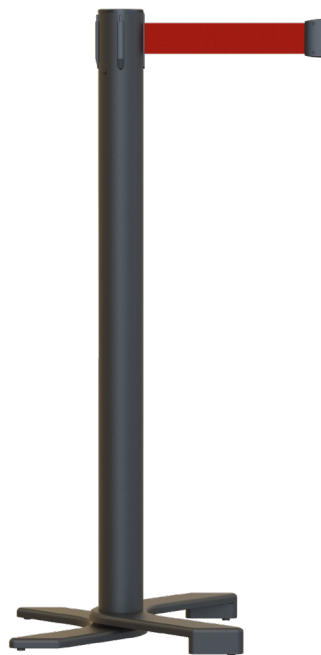
LIMIT XL

RETRACTABLE BELT BARRIER



MAX | RETRACTABLE BELT BARRIER

- Design and ergonomics by definition
- Stackable model
- Custom printing available
- Compatible with POTELET® accessories
- Maximum stability
- Cast-iron base
- Base with rubber floor protector



MAX

CHARACTERISTICS

height	95 cm
base	35 x 40 cm
weight	11 kg
tube	7 cm ø

BELT LENGHT

3 meters
3,7 meters

ENDS

- quick-lock
- security lock
- anti-panic lock
- end without belt

BELT COLOURS


- yellow
- blue
- dark blue
- green
- burgundy
- red
- orange
- white
- gray
- black
- fluor
- custom

POST & BASE COLOURS

- yellow
- blue
- green
- red
- silver
- black
- steel
- gloss steel
- gold
- custom

MAX

RETRACTABLE BELT BARRIER



FIX | RETRACTABLE BELT BARRIER

- Strength and stability
- Fixed built-in model
- Wide range of configuration options
- Custom printing available
- Compatible with POTELET® accessories
- Maximum stability
- Metallic post and base



FIX

CHARACTERISTICS

height	95 cm
base	25 cm ø
	1 cm ↑
weight	4 kg
tube	7 cm ø

BELT LENGHT

3 meters
3,7 meters

ENDS

- quick-lock
- security lock
- anti-panic lock
- end without belt

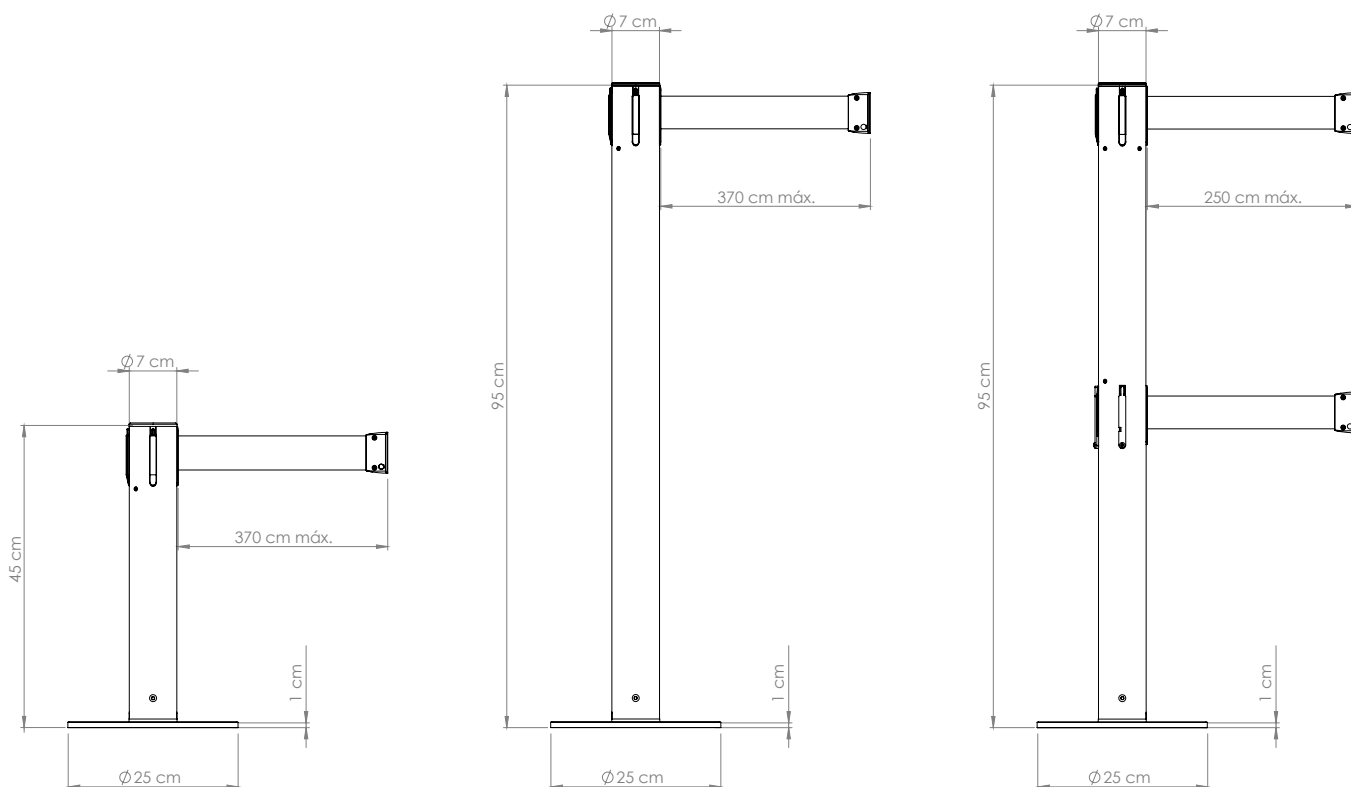

BELT COLOURS

- yellow
- blue
- dark blue
- green
- burgundy
- red
- orange
- white
- gray
- black
- fluor
- custom

POST & BASE COLOURS

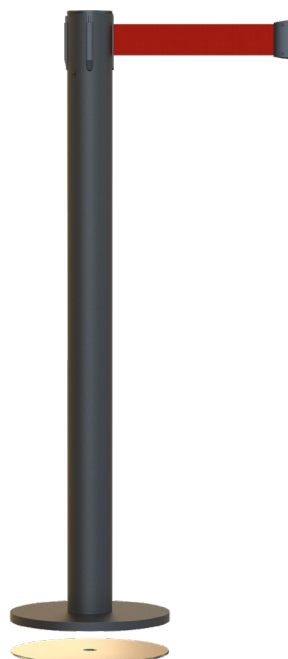
- yellow
- blue
- green
- red
- silver
- black
- steel
- gloss steel
- gold
- custom

RETRACTABLE BELT BARRIER



MAGNETIC | RETRACTABLE BELT BARRIER

- Magnetic model
- Removable post with magnet
- Wide range of configuration options
- Compatible with POTELET® accessories
- Custom printing available
- Maximum stability
- Metallic post and base



MAGNETIC

CHARACTERISTICS

height	95 cm
base	25 cm ø
	1 cm ↑
weight	4 kg
tube	7 cm ø

BELT LENGHT

3 meters
3,7 meters

ENDS

- quick-lock
- security lock
- anti-panic lock
- end without belt

BELT COLOURS

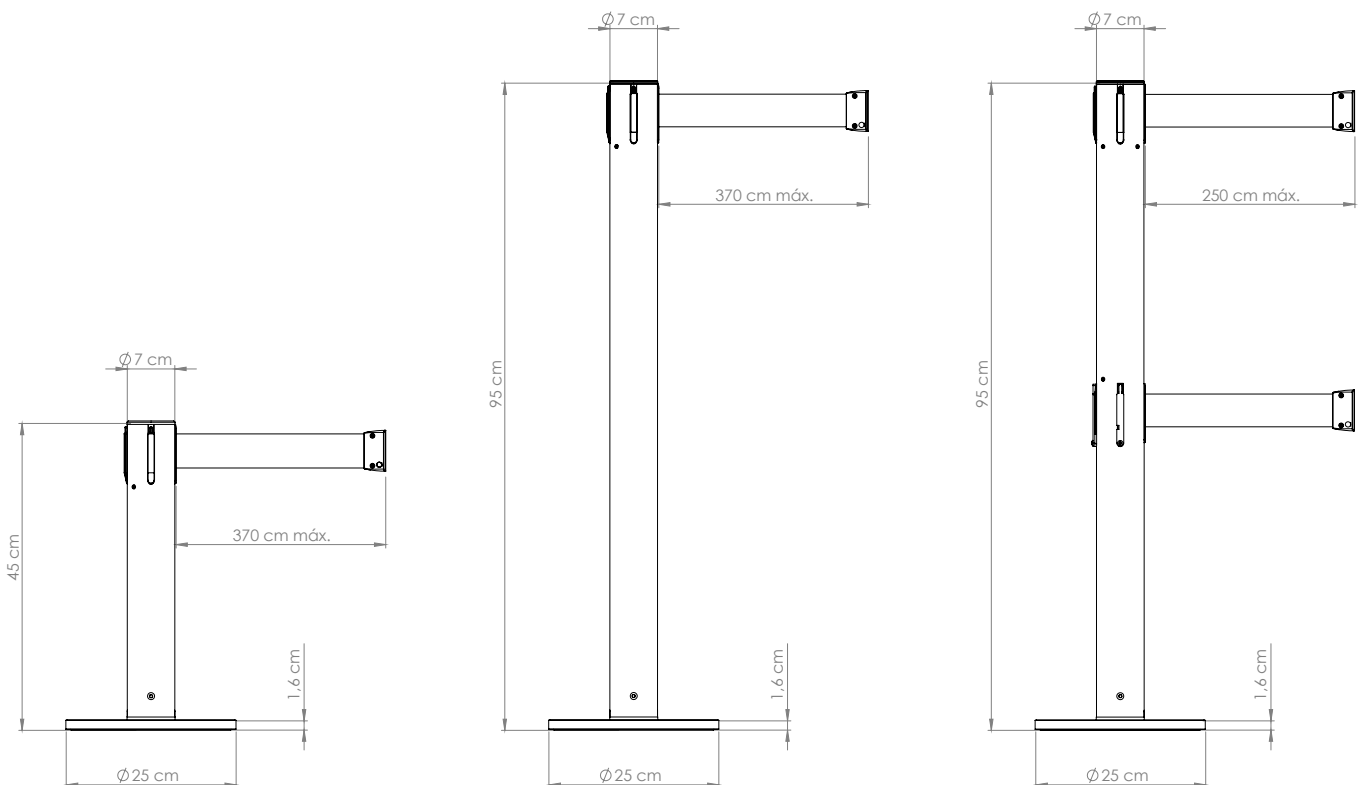
- yellow
- blue
- dark blue
- green
- burgundy
- red
- orange
- white
- gray
- black
- fluor
- custom

POST & BASE COLOURS


- yellow
- blue
- green
- red
- silver
- black
- steel
- gloss steel
- gold
- custom

MAGNETIC

RETRACTABLE BELT BARRIER







**WALL
COLLECTION** | Wall elements with retractable belt.
Perfect for dividing corridors and
spaces. Wide range of product.

MUR BASIC H | WALL ELEMENT

- Basic horizontal mounting wall model
- Perfect to close hallways
- Fast replacement of cassette
- Compatible with POTELET® wall mount and posts
- Made with strong materials
- Conceived for an intense day-to-day use



MUR BASIC H

CHARACTERISTICS

height	12 cm
base	7 cm ø
weight	0,5 kg

BELT LENGHT

3 meters
3,7 meters

ENDS

- quick-lock
- security lock
- anti-panic lock
- end without belt

BELT COLOURS

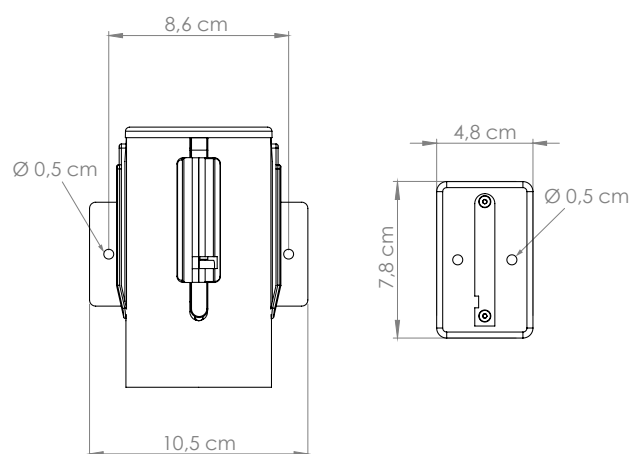
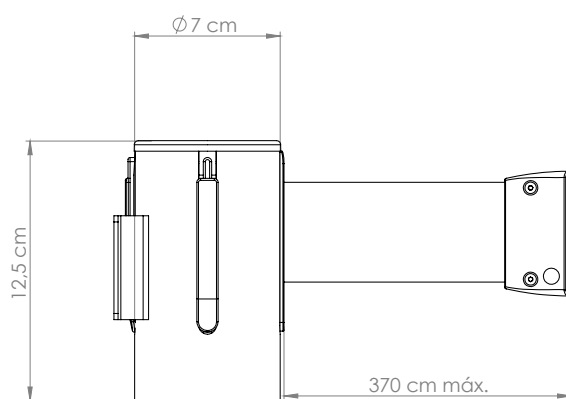
- yellow
- blue
- dark blue
- green
- burgundy
- red
- orange
- white
- gray
- black
- fluor
- custom

POST & BASE COLOURS

- black

MUR BASIC H

WALL ELEMENT



MUR BASIC V | WALL ELEMENT

- Basic vertical mounting wall model
- Perfect to close hallways
- Fast replacement of cassette
- Compatible with POTELET® wall mount and posts
- Made with strong materials
- Conceived for an intense day-to-day use







MUR BASIC V CHARACTERISTICS

height	12 cm
base	7 cm ø
weight	0,5 kg

BELT LENGHT

3 meters
3,7 meters

ENDS

-  quick-lock
-  security lock
-  anti-panic lock
-  end without belt

BELT COLOURS

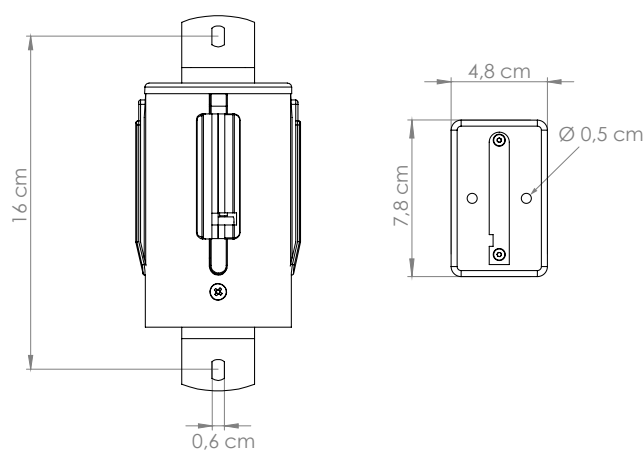
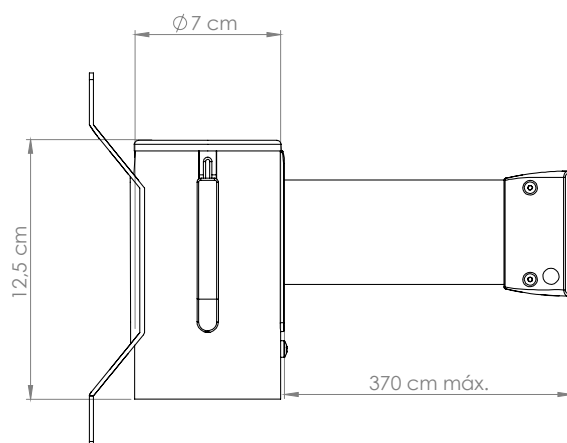
-  yellow
-  blue
-  dark blue
-  green
-  burgundy
-  red
-  orange
-  white
-  gray
-  black
-  fluor
-  custom

POST & BASE COLOURS

-  black

MUR BASIC V

WALL ELEMENT



MUR STANDARD 5m | WALL ELEMENT



- Strong and stable model
- Perfect for closed spaces up to 5m
- Fast replacement of cassette
- Compatible with POTELET® wall mount and posts
- Made with strong materials
- Conceived for an intense day-to-day use



MUR STANDARD 5m

CHARACTERISTICS

height	13,5 cm
base	9 cm ø
weight	0,65 kg

BELT LENGHT

5 meters

ENDS

- quick-lock
- security lock
- anti-panic lock
- end without belt

BELT COLOURS

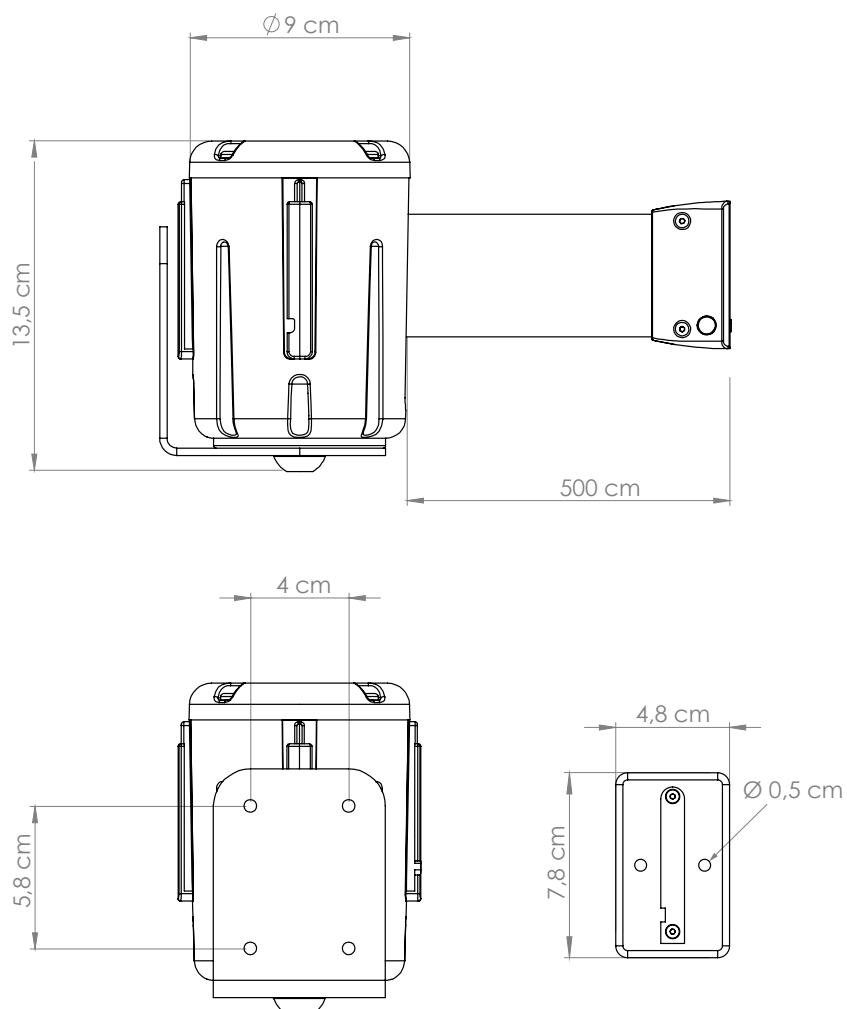

- yellow
- red
- white
- black
- fluor
- custom

POST & BASE COLOURS

- black

MUR STANDARD 5m

WALL ELEMENT



MUR STANDARD 7m | WALL ELEMENT



- Strong and stable model
- Perfect for closed spaces up to 7m
- Fast replacement of cassette
- Compatible with POTELET® wall mount and posts
- Made with strong materials
- Conceived for an intense day-to-day use



MUR STANDARD 7m

CHARACTERISTICS

height	12 cm
base	14 cm ø
weight	1 kg

BELT LENGHT

7 meters

ENDS

- quick-lock
- security lock
- anti-panic lock
- end without belt

BELT COLOURS

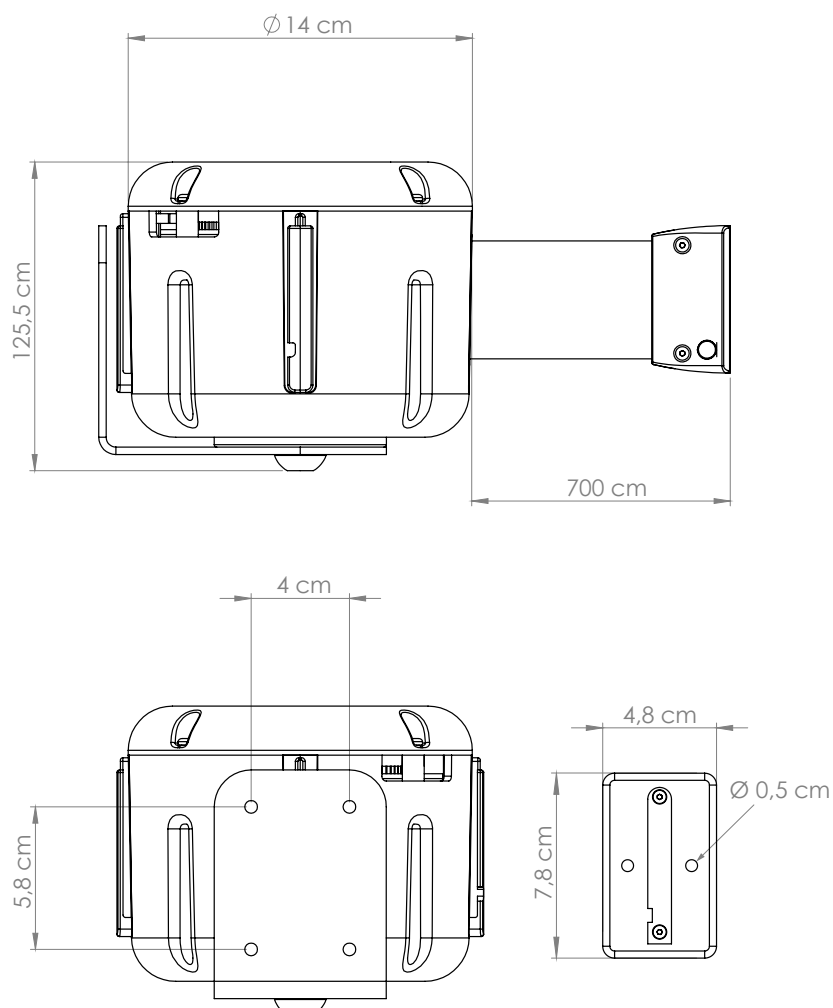
- yellow
- red
- white
- black
- fluor
- custom

POST & BASE COLOURS

- black


MUR STANDARD 7m

WALL ELEMENT



MUR FIX | WALL ELEMENT

- Wall model built into the wall
- Perfect to close hallways
- Fast replacement of cassette
- Compatible with POTELET® wall mount and posts
- Made with strong materials
- Conceived for an intense day-to-day use



MUR FIX





CHARACTERISTICS

height	12 cm
base	12 cm ø
weight	0,5 kg

BELT LENGHT

- 3 meters
- 3,7 meters

ENDS

-  quick-lock
-  security lock
-  anti-panic lock
-  end without belt

BELT COLOURS

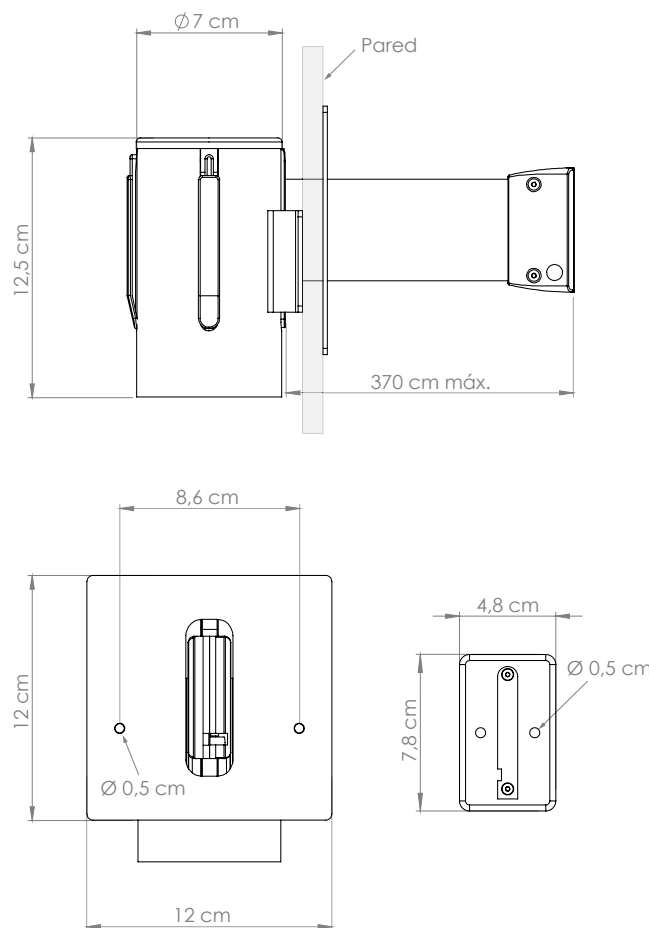

-  yellow
-  blue
-  dark blue
-  green
-  burgundy
-  red
-  orange
-  white
-  gray
-  black
-  fluor
-  custom

POST & BASE COLOURS

-  black


MUR FIX

WALL ELEMENT



MUR DUAL | WALL ELEMENT

- Wall model with double belt
- Perfect to close hallways
- Fast cassette replacement
- Compatible with POTELET® wall mount and posts
- Made with strong materials
- Conceived for an intense day-to-day use



MUR DUAL

CHARACTERISTICS

height	43 cm
base	7 cm ø
weight	2 kg

BELT LENGHT

3 meters
3,7 meters

ENDS

- quick-lock
- security lock
- anti-panic lock
- end without belt

BELT COLOURS

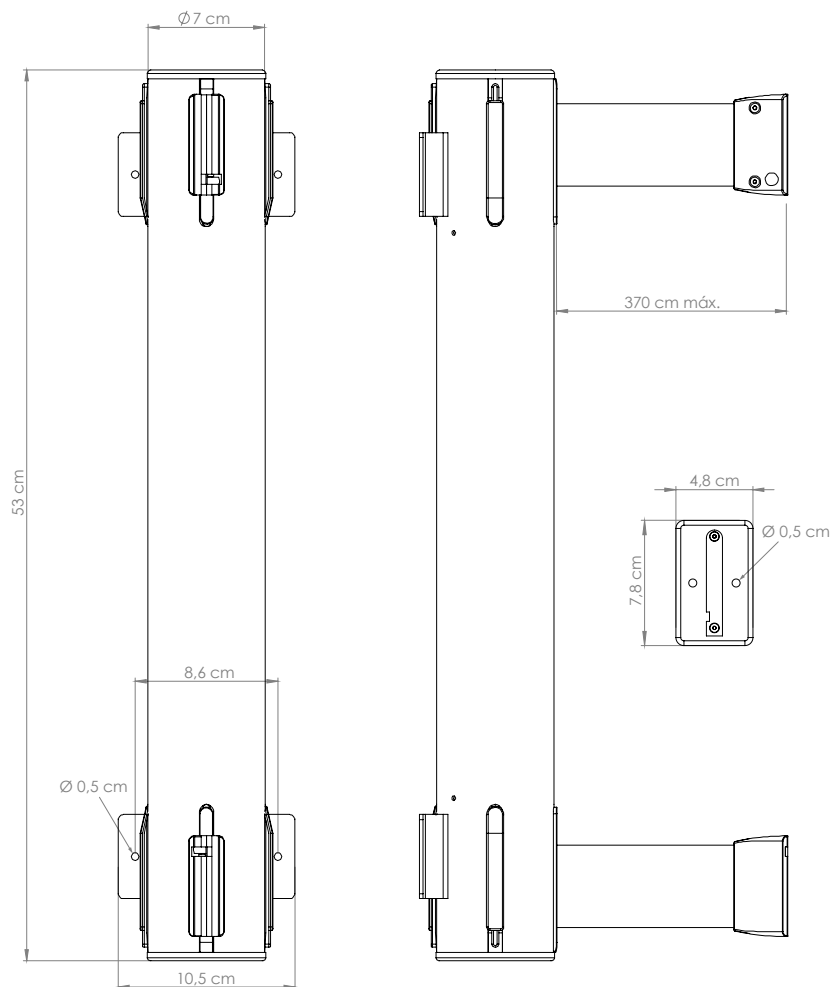

- yellow
- blue
- dark blue
- green
- burgundy
- red
- orange
- white
- gray
- black
- fluor
- custom

POST & BASE COLOURS

- black

MUR DUAL

WALL ELEMENT








**CLASSIC
COLLECTION** | Rope posts and banners for
the separation of spaces and
graphic communication.





POST | ROPE POST

- Economical and elegant
- The economical rope model
- Rope with anti-UV treatment
- Made with strong materials
- Conceived for an intense day-to-day use



POST

CHARACTERISTICS

height	90 cm
base	35 cm ø
	1 cm ↑
weight	6 kg
tube	5 cm ø

ROPE LENGHT

1.5
meters

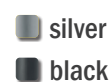
ENDS



ROPE COLOURS



- thin rope blue
- thin rope burgundy
- thin rope cream
- thin rope black
- thin rope red
- thick rope white
- thick rope black

POST & BASE COLOURS




POST

ROPE POST



DESIGN | ROPE POST

- Elegant and classic
- Ultra thin base
- Multidimensional top
- Rope with anti-UV treatment
- Base with rubber floor protector
- Made with strong materials
- Conceived for an intense day-to-day use



DESIGN CHARACTERISTICS

height	90 cm
base	35 cm ø
	1 cm ↑
weight	9 kg
tube	5 cm ø

ROPE LENGHT

2 meters

ENDS

- chrome
- gold

ROPE COLOURS



- thin rope blue
- thin rope burgundy
- thin rope cream
- thin rope black
- thin rope red
- thick rope white
- thick rope black

POST & BASE COLOURS

- silver
- black
- chrome
- gold
- custom

DESIGN

ROPE POST



BANNER | SPACE DELIMITER

- Strong and customizable panel
- The adjustable space limiter
- Ultra thin base
- Easy assembly and disassembly
- Base with rubber floor protector
- Customizable acrylic panels
- Made with strong materials
- Conceived for an intense day-to-day use



BANNER CAFE

CHARACTERISTICS

height	95 cm
base	35 cm ø
weight	20 kg
tube	5 cm ø



BANNER MAXI

CHARACTERISTICS

height	190 cm
base	35 cm ø
weight	35 kg
tube	5 cm ø

PANEL LENGTH

1.5 meters

PANEL COLOURS

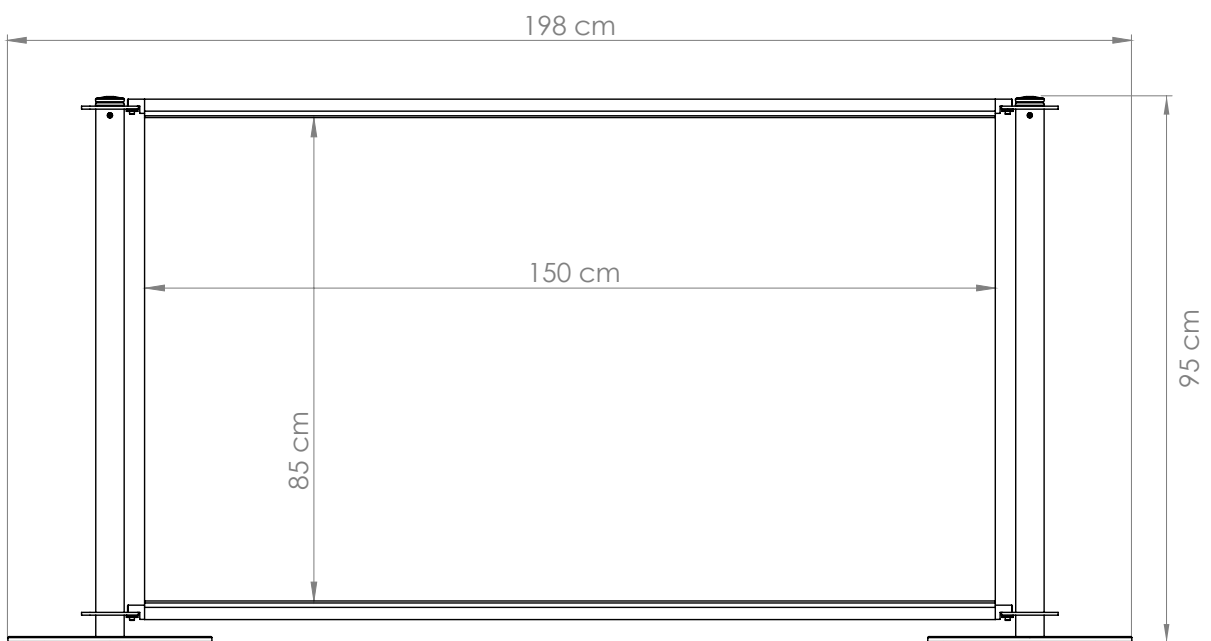
- white
- black
- custom

POST & BASE COLOURS

- silver
- black

BANNER

SPACE DELIMITER





2 ➔



**ACCESSORIES
COLLECTION** | Accessories for graphic communication, pole transport and good space integration.

SIGN FRAME BASIC | ACCESSORIES

- The complement for the right signage
- Sign in A4 format
- Strong and elegant
- Adjustable inclination of sign
- Adjustable 360°
- Made in metal



BASIC A4 VERTICAL
CHARACTERISTICS

height	40 cm
base	22 cm
weight	0.5 kg



BASIC A4 HORIZONTAL
CHARACTERISTICS

height	35 cm
base	31 cm
weight	0.5 kg

FOLDER A4 VERTICAL

height	29.7 cm
base	21 cm



FOLDER A4 HORIZONTAL

height	21 cm
base	29.7 cm



SIGN FRAME ECO | ACCESSORIES

- The complement for the right signage
- Sign in A4 and A3 format
- Strong and elegant
- The most economical model
- Made in metal



ECO A4 VERTICAL
CHARACTERISTICS

height	40 cm
base	22 cm
weight	0.5 kg



ECO A4 HORIZONTAL
CHARACTERISTICS

height	35 cm
base	31 cm
weight	0.5 kg



ECO A3 VERTICAL
CHARACTERISTICS

height	50 cm
base	31 cm
weight	1 kg



ECO A3 HORIZONTAL
CHARACTERISTICS

height	48 cm
base	43 cm
weight	1 kg

FOLDER A4 VERTICAL

height	29.7 cm
base	21 cm



FOLDER A4 HORIZONTAL

height	21 cm
base	29.7 cm



FOLDER A3 VERTICAL

height	42 cm
base	29.7 cm



FOLDER A3 HORIZONTAL

height	29.7 cm
base	42 cm



CART | ACCESSORIES

- Cart to transport POTELET® posts
- With wheels to facilitate their transportation
- Up to 10 stanchions
- Metallic in silver colour
- Great functionality



CART

CHARACTERISTICS

height	110 cm
base	90 x 180 cm
weight	40 kg

CART COLOUR

 silver

ACCESSORIES

WALL MOUNT FOR RETRACTING BELT


- The wall complement for retracting belt
- Discreet and of maximum strength
- Easy installation

CHARACTERISTICS

height	7.2 cm
base	4 cm
depth	0.8 cm
weight	0.04 kg

COLOURS

 black



WALL MOUNT FOR ROPE

- The wall complement for rope
- Discreet and of maximum strength
- Easy installation

CHARACTERISTICS

height	5 cm
base	3.5 cm
depth	3.5 cm
weight	0.1 kg

COLOURS

 stainless steel

 gold

 custom



WHEELS

- Makes transporting the stanchions easy
- The discreet and effective complement
- Easy mounting


CHARACTERISTICS

height	35 cm
base	20 cm
weight	1 kg

COLOURS

 black

 custom







**INDUSTRIAL
COLLECTION** | Solid, robust and highly visible
boundary posts for the delimi-
tation of industrial zones.





OUTDOOR | RETRACTABLE BELT BARRIER

- Solid and stable
- The model with the longest length
- Extendable belt up to 10 meters
- Base with protective rubber floor
- Combinable with all the accessories of the Industry Collection
- Outdoor-ready



BASIC CHARACTERISTICS

height	95 cm
base	38 x 38 cm
weight	10 kg
tube	7 cm ø

BELT LENGHT

10 meters

ENDS

- quick-lock
- security lock
- anti-panic lock
- end without belt

BELT COLOURS

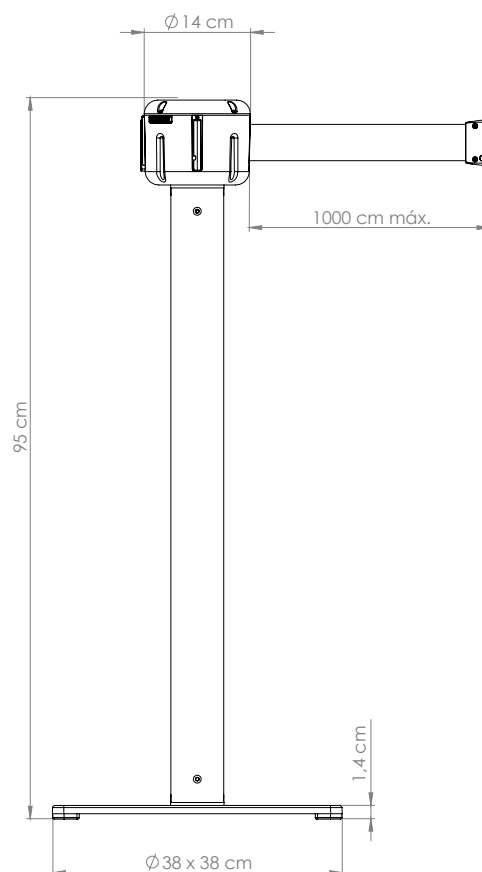
- red
- black
- yellow - black
- red - white

POST & BASE COLOURS

- yellow
- red
- black


OUTDOOR

RETRACTABLE BELT BARRIER














WALL | **WALL
ELEMENT**

- Solid and stable
- The model with the longest length
- Extendable belt up to 10 meters
- Three possible wall installations
- Combinable with all the accessories of the Industry Collection



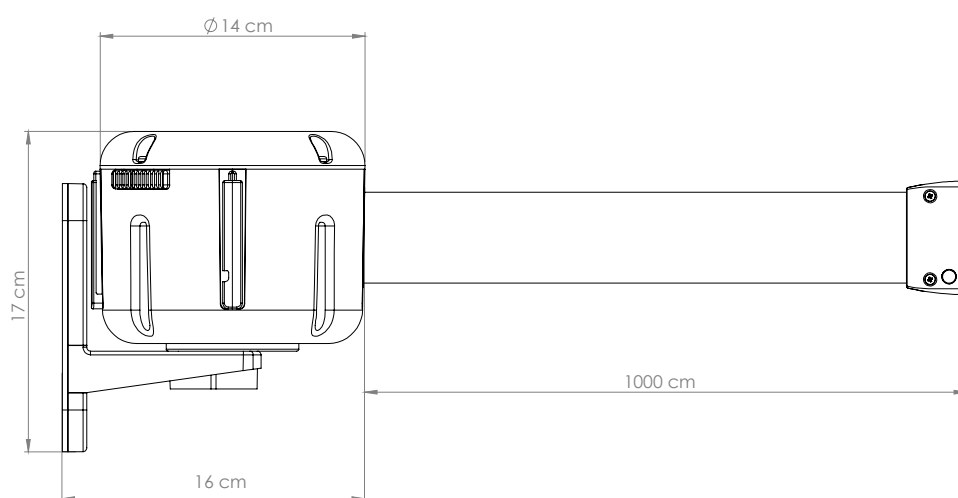

WALL
CHARACTERISTICS

height	17 cm
base	14 cm ø
weight	1,15 kg

INSTALLATION	BELT LENGHT	ENDS	BELT COLOURS	POST & BASE COLOURS
mechanics	10 meters	 quick-lock	 red	 yellow
magnetic		 security lock	 black	 red
vaccum		 anti-panic lock	 yellow - black	 black
		 end without belt	 red - white	

WALL

WALL ELEMENT




WALL | WALL ELEMENT



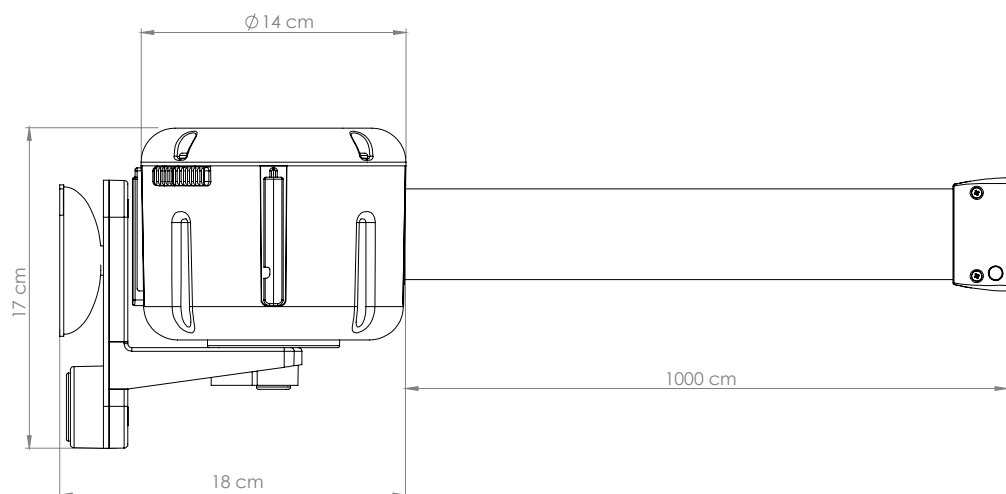
Mechanical installation



Magnetic installation




Vaccum installation



CONE | RETRACTABLE BELT BARRIER

- Solid and stable
- The model with the longest length
- Extendable belt up to 10 meters
- Head with adapter for road cone
- Combinable with all the accessories of the Industry Collection







CONE CHARACTERISTICS

height	23 cm
base	14 cm ø
	23 cm ↑
weight	1,25 kg





BELT LENGHT

10 meters

ENDS

-  quick-lock
-  security lock
-  anti-panic lock
-  end without belt

BELT COLOURS

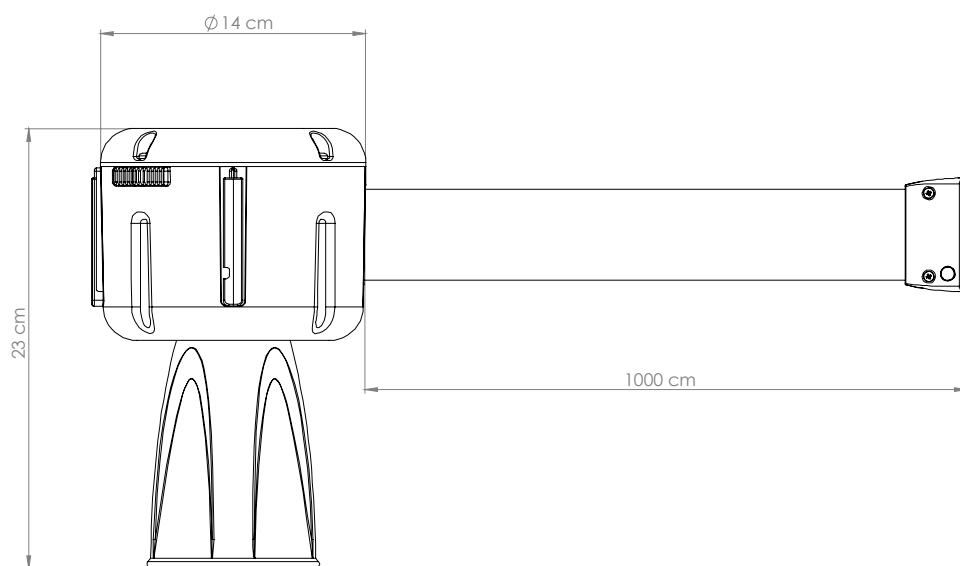
-  red
-  black
-  yellow - black
-  red - white

POST & BASE COLOURS

-  yellow
-  red
-  black

CONE

RETRACTABLE BELT BARRIER



SIGN FRAME INDUSTRY

ACCESSORIES

- The complement for the right signage
- A4 and A3 format sign
- Strong and elegant
- The most economical model
- Made in metal



IND. A4 VERTICAL
CHARACTERISTICS

height	40 cm
base	22 cm
weight	0,5 kg



IND. A4 HORIZONTAL
CHARACTERISTICS

height	35 cm
base	31 cm
weight	0,5 kg



IND. A3 VERTICAL
CHARACTERISTICS

height	50 cm
base	31 cm
weight	1 kg



IND. A3 HORIZONTAL
CHARACTERISTICS

height	48 cm
base	43 cm
weight	1 kg

FOLDER A4 VERTICAL

height	29.7 cm
base	21 cm



FOLDER A4 HORIZONTAL

height	21 cm
base	29.7 cm



FOLDER A3 VERTICAL

height	42 cm
base	29.7 cm



FOLDER A3 HORIZONTAL

height	29.7 cm
base	42 cm



ACCESSORIES

WALL MOUNT FOR RETRACTING BELT

- The wall complement for retracting belt
- Discreet and of maximum strength
- Easy installation

CHARACTERISTICS

height	7.2 cm
base	4 cm
depth	0.8 cm
weight	0.04 kg

COLOURS

 black





WHEELS

- Makes transporting posts easier
- The discreet and effective complement
- Easy installation

CHARACTERISTICS

height	35 cm
base	20 cm
weight	1 kg

COLOURS

 black
 custom




CONE

- Cone to delimit industrial spaces
- Strong and robust
- Noticeable in its surroundings

CHARACTERISTICS

height	75 cm
base	40 cm
weight	5.7 kg

COLOURS

 orange




125

Wrought iron cross
16th century
125 cm high
125 cm wide
125 cm deep
125 cm high
125 cm wide
125 cm deep

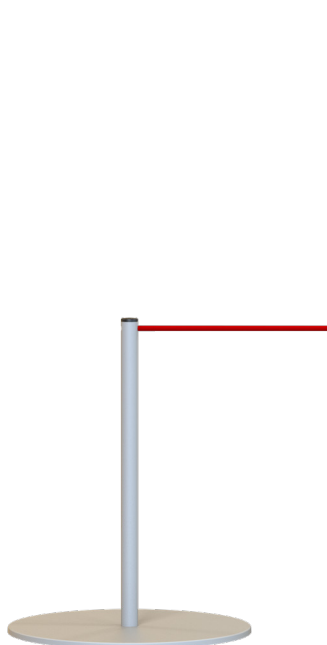
Wrought iron cross
16th century
125 cm high
125 cm wide
125 cm deep
125 cm high
125 cm wide
125 cm deep






LINE
COLLECTION | **Elegant delimiters
designed especially for
museums and galleries**

- Delimiting metallic element
- Semi-elastic rope
- Perfect to divide spaces and for pedestrian signage
- Available also in wall mounting




LINE MINI
CHARACTERISTICS

height	45 cm
base	35 cm ø
	1 cm ↓
weight	6 kg
tube	2.5 cm ø



LINE BASIC
CHARACTERISTICS

height	90 cm
base	35 cm ø
	1 cm ↓
weight	8 kg
tube	2.5 cm ø



LINE DUAL
CHARACTERISTICS

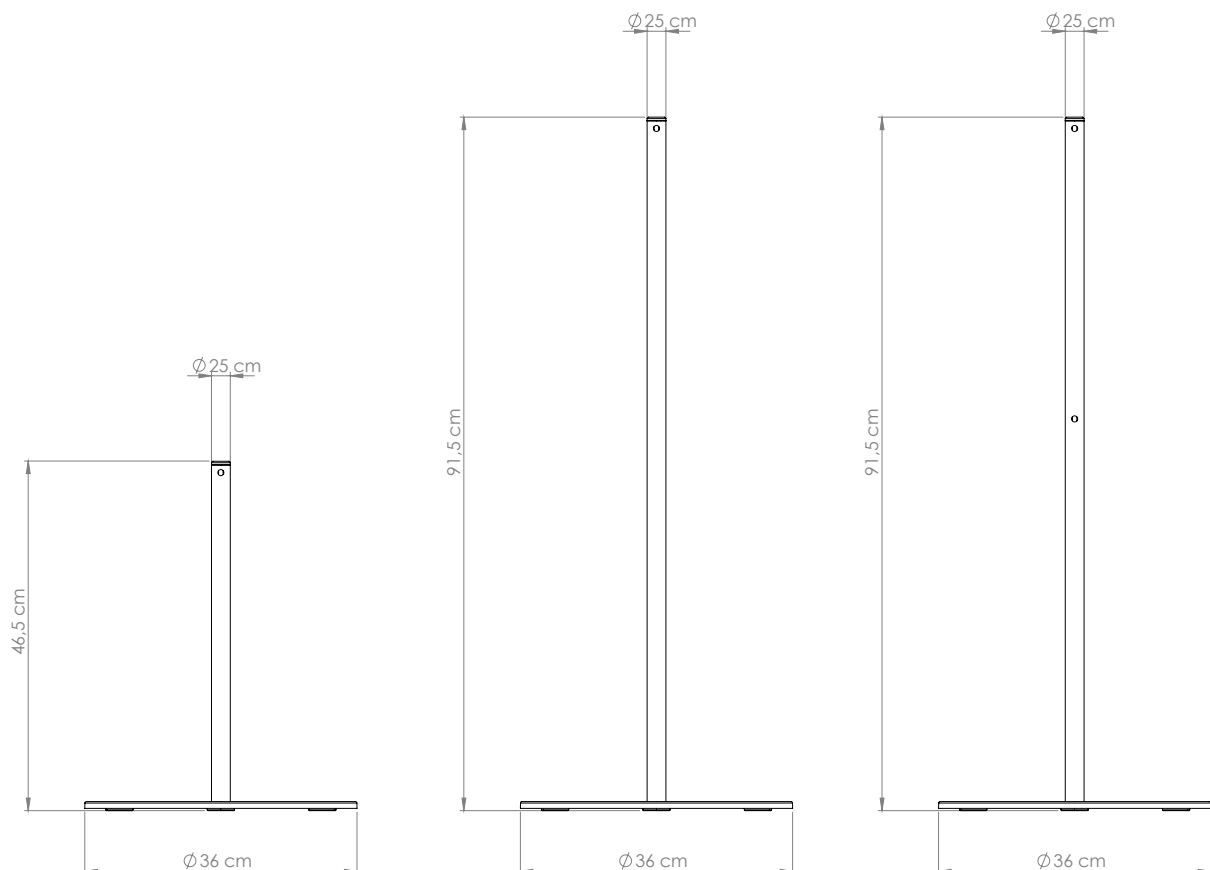

height	90 cm
base	35 cm ø
	1 cm ↓
weight	8 kg
tube	2.5 cm ø

ROPE COLOURS

- red
- white
- gray
- black


POST & BASE COLOURS

- silver
- black
- white
- satin stainless steel
- gold



LINE FIX | MUSEUMS & GALLERIES

- Delimiting metallic element
- Secured to the floor
- Semi-elastic rope
- Perfect to divide spaces and for pedestrian signage
- Available also in wall mounting




LINE FIX MINI
CHARACTERISTICS

height	45 cm
base	10 cm ø
weight	2 kg
tube	2.5 cm ø



LINE FIX BASIC
CHARACTERISTICS

height	90 cm
base	10 cm ø
weight	3 kg
tube	2.5 cm ø



LINE FIX DUAL
CHARACTERISTICS

height	90 cm
base	10 cm ø
weight	3 kg
tube	2.5 cm ø

ROPE COLOURS

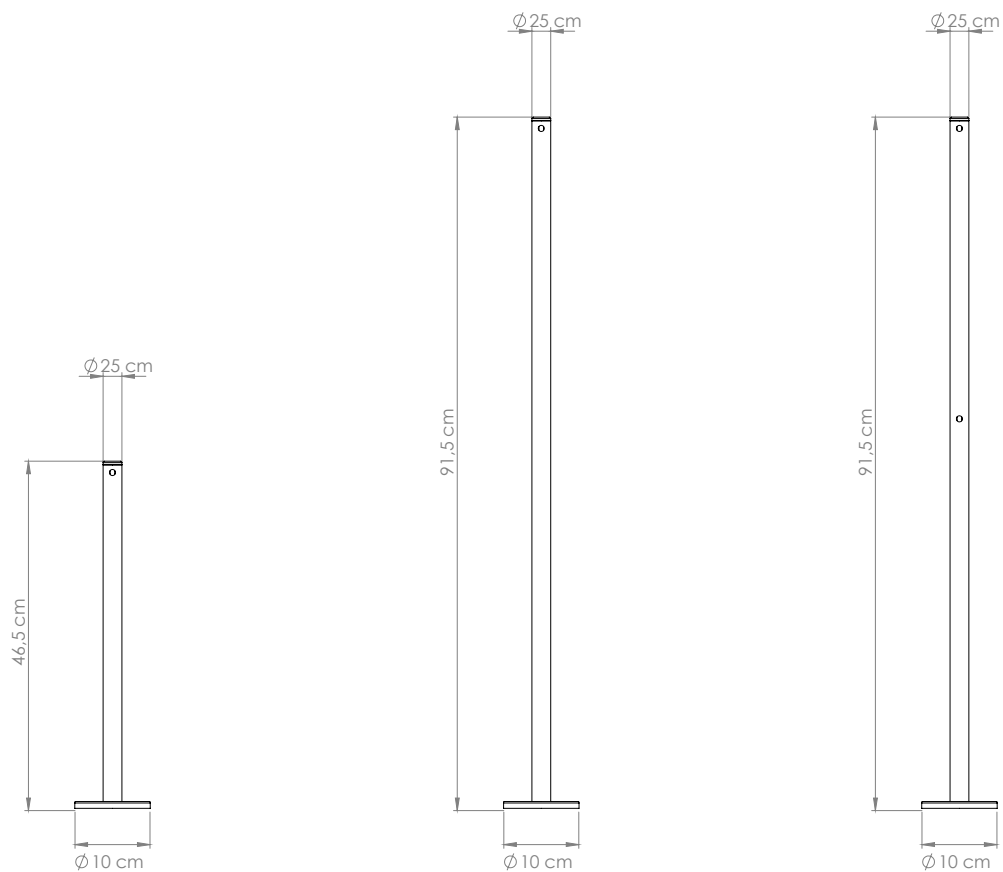
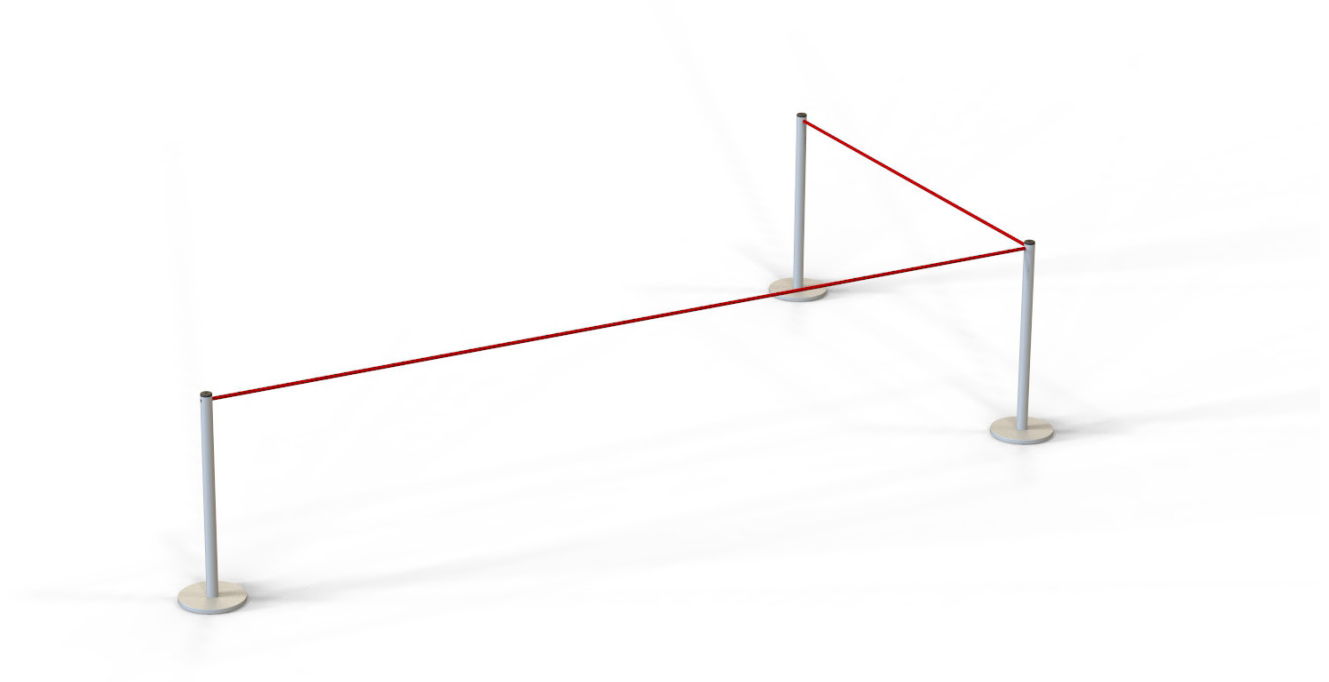
- red
- white
- gray
- black

POST & BASE COLOURS

- silver
- black
- white
- satin stainless steel
- gold

LINE FIX

MUSEUMS & GALLERIES



ACCESSORIES

SIGN FRAME LINE

- The complement for the right signage
- A4 format sign
- Strong and elegant
- Angle of sign adjustable
- Adjustable 360°
- Made in metallic



LINE A4 VERTICAL
CHARACTERISTICS

height	40 cm
base	22 cm
weight	0.5 kg



LINE A4 HORIZONTAL
CHARACTERISTICS

height	35 cm
base	31 cm
weight	0.5 kg

FOLDER A4 VERTICAL & HORIZONTAL

height	29.7 cm	height	21 cm
base	21 cm	base	29.7 cm







WALL MOUNT

- Wall hook compatible with every model
- Easy installation
- Maximum strength

CHARACTERISTICS

height	0.8 cm
base	0.8 cm ø
weight	0.05 kg

COLOURS

-  silver
-  black
-  white
-  satin stainless steel



ELASTIC ROPE

- Elastic rope by meters
- Strong elasticity
- Simple delimitation

CHARACTERISTICS

long	25 cm
width	6 mm ø

COLOURS

-  red
-  white
-  gray
-  black





www.potelet.eu

Mitoyenne 414 - BE 4710 Lontzen
Belgium